

The Four Elements



Earth



Water


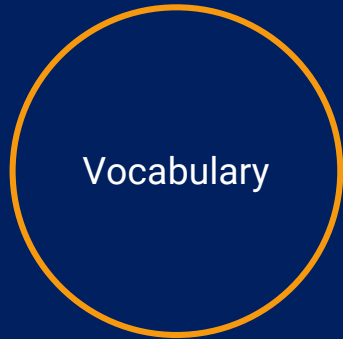


Fire



Air

Deconstructing Jazz Guitar



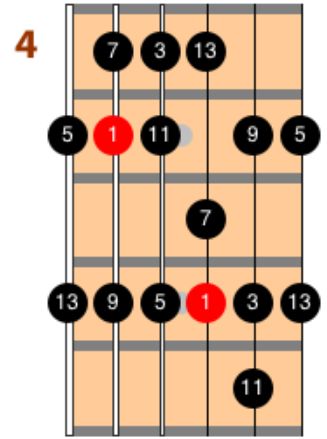
The 4 Elements
Framework



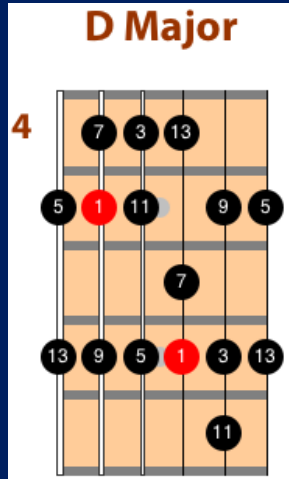


Step 1:

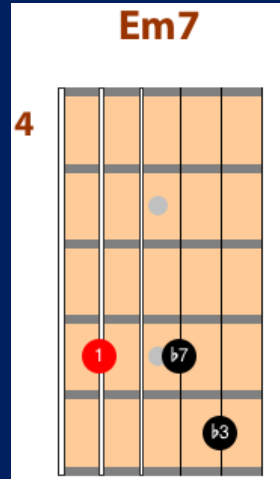
D Major



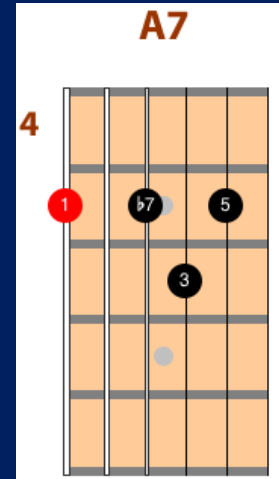
Using Chord Shapes



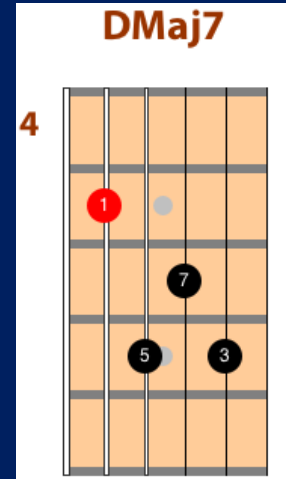
Scale



iim7



V7

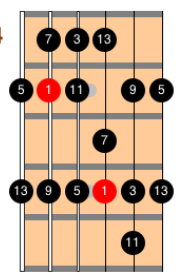


IMaj7

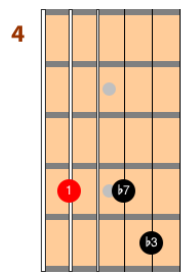


Step 2:

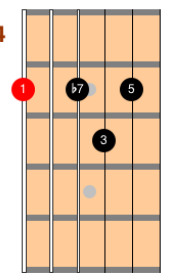
D Major



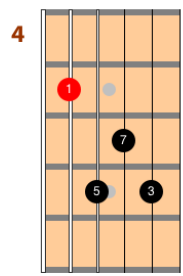
Em7



A7

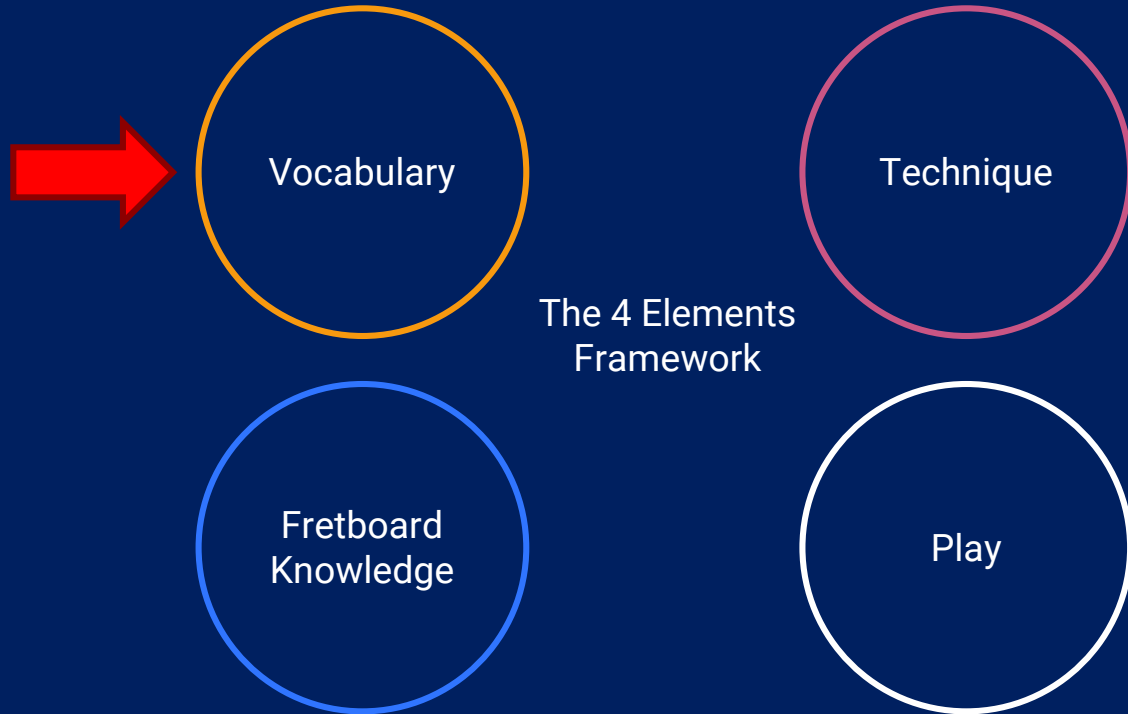


DMaj7



Em7 A7 DMaj7

Deconstructing Jazz Guitar



The Two Approaches

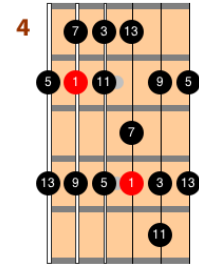
- #1 Starting From Scratch - ideas from scales, arpeggios
- #2 Reverse Engineer Approach - learn phrases, extract ideas

Why reinvent the wheel? Use Number 2!

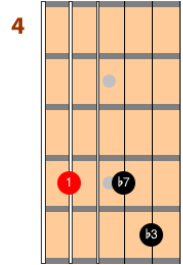


Step 3:

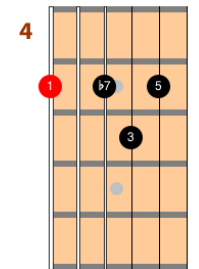
D Major



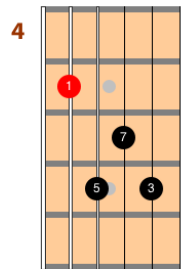
Em7



A7




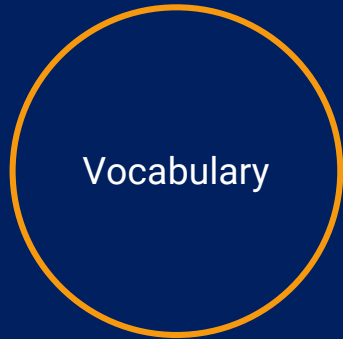
DMaj7




Handwritten musical notation for Step 3. The notation is in 4/4 time and consists of three measures. The first measure is labeled *Em7* and contains the notes G4, A4, B4, C5. The second measure is labeled *A7* and contains the notes D5, E5, F#5, G5, with a triplet of G5, F#5, E5. The third measure is labeled *DMaj7* and contains the notes G4, A4, B4, C5. Below the staff is a guitar tablature (TAB) corresponding to the notes: 8 4 4 7 5 | 4 7 5 | 6 5 8 5 6 8 6 5 8 | 7

Big tip: Relate any lick you learn to the underlying chord shapes to help you remember where it lies on the fretboard.

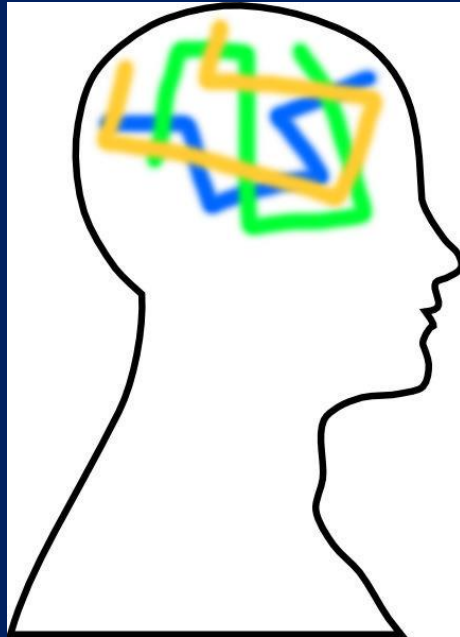
Deconstructing Jazz Guitar



The 4 Elements
Framework



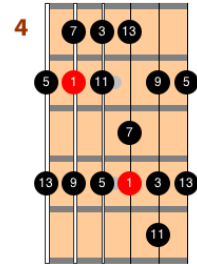
How The Brain Learns To Improvise



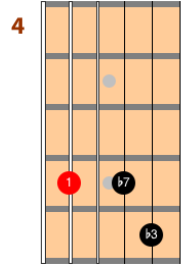


Step 4:

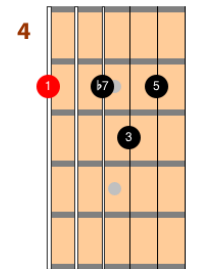
D Major



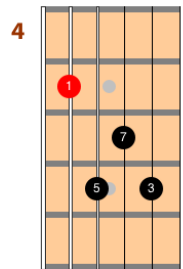
Em7



A7



DMaj7



Handwritten musical notation for Step 4, showing a melody line and a guitar tablature.

The melody line is in 4/4 time and consists of three measures:

- Measure 1: E_m7 chord. Notes: E_4 (quarter), $F\sharp_4$ (quarter), G_4 (quarter), A_4 (quarter), B_4 (quarter), C_5 (quarter), B_4 (quarter), A_4 (quarter), G_4 (quarter), $F\sharp_4$ (quarter), E_4 (quarter). A triplet of B_4 , C_5 , and B_4 is indicated by a '3' below the notes.
- Measure 2: $A7$ chord. Notes: A_4 (quarter), B_4 (quarter), C_5 (quarter), B_4 (quarter), A_4 (quarter), G_4 (quarter), $F\sharp_4$ (quarter), E_4 (quarter), D_4 (quarter), C_4 (quarter), B_3 (quarter), A_3 (quarter).
- Measure 3: $DMaj7$ chord. Notes: D_4 (quarter), E_4 (quarter), $F\sharp_4$ (quarter), G_4 (quarter), A_4 (quarter), B_4 (quarter), C_5 (quarter), B_4 (quarter), A_4 (quarter), G_4 (quarter), $F\sharp_4$ (quarter), D_4 (quarter).

The guitar tablature is in standard notation with strings labeled T (top), A, B (bottom) from top to bottom. The fret numbers are:

- Measure 1: T (7), A (6), B (7), 5, 4, 7, 7, 5, 9, 8, 7, 5, 7, 6, 4, 7, 5, 4, 7.
- Measure 2: 8, 7, 5, 7, 6, 4, 7, 5, 4, 7.
- Measure 3: 4, 7.