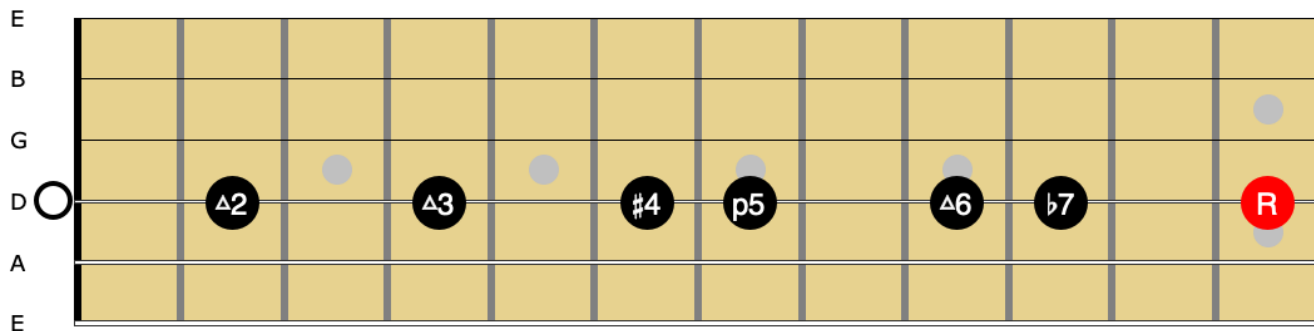


## Lydian Dominant Scale Patterns And Exercises

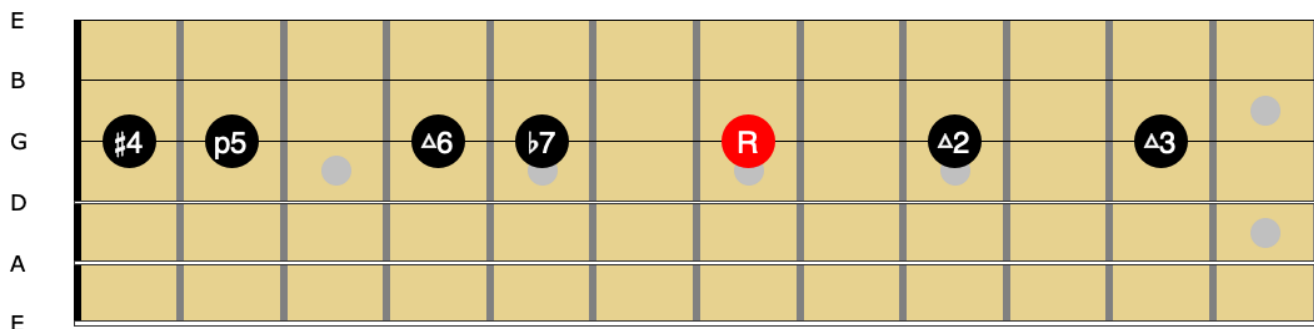
[www.fretdojo.com](http://www.fretdojo.com)

### Single String Exercises:

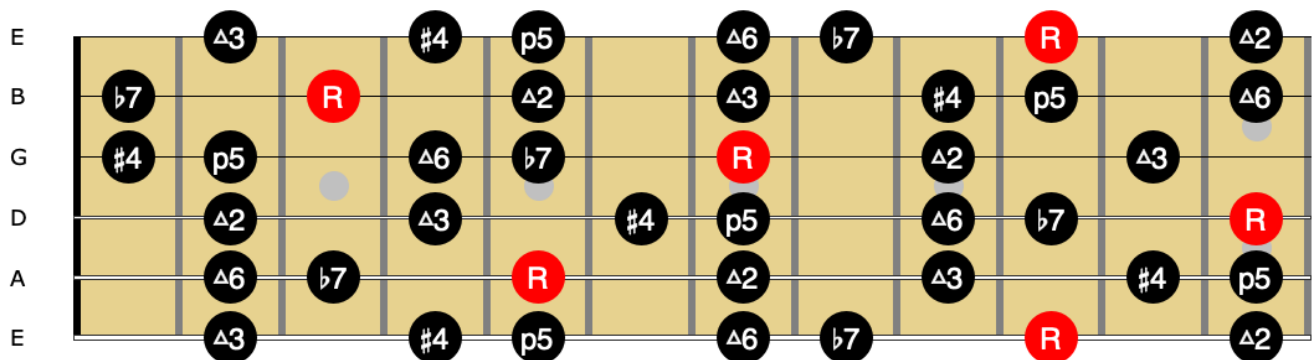
D Lydian Dominant, 4th string:



D Lydian Dominant: 3rd string:



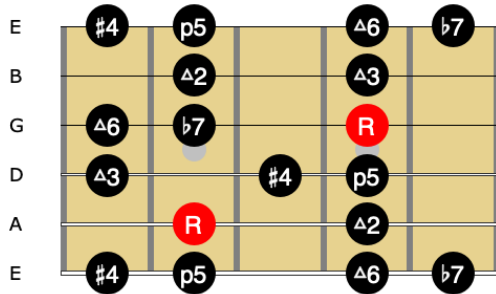
D Lydian Dominant, all strings:



## D Lydian Dominant Box Patterns:

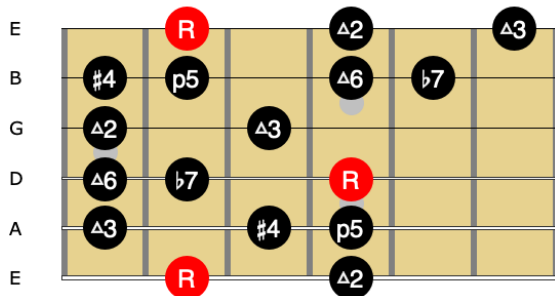
### A string Root:

(Diagram starts on 4th fret)

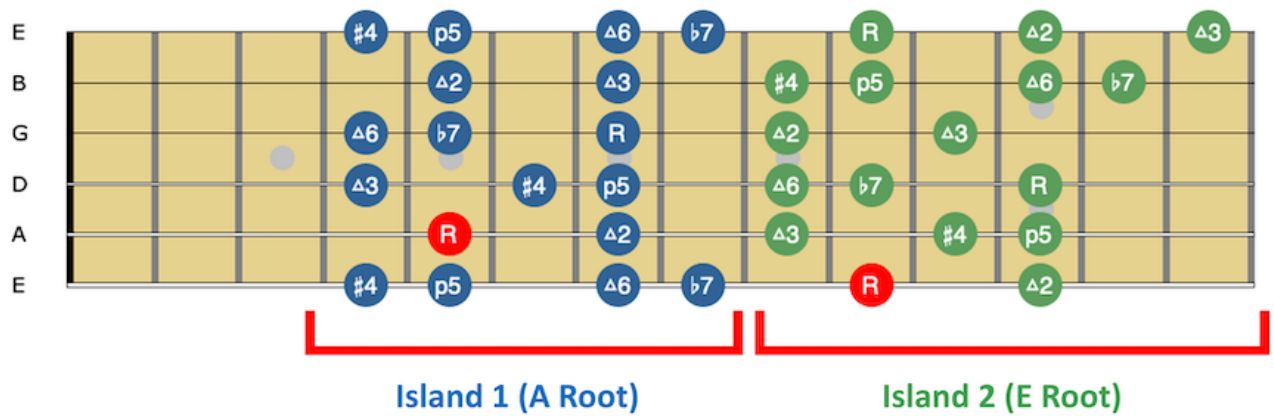


### E String Root:

(Diagram starts on 9th fret)

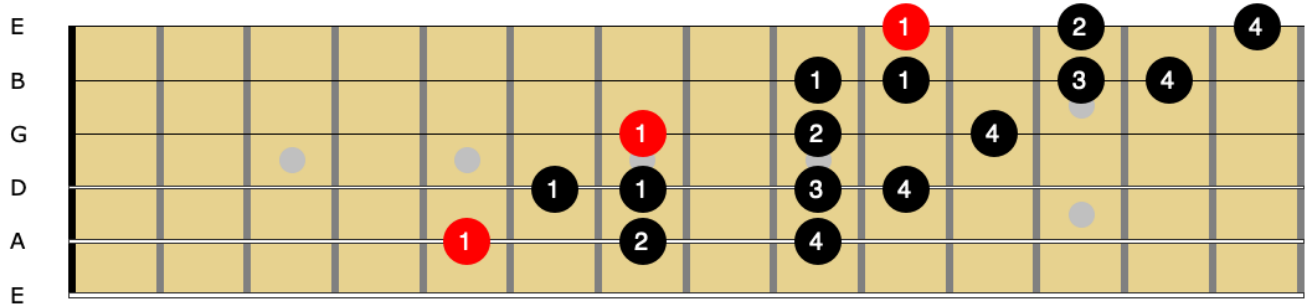


Above box patterns laid out on the fretboard:

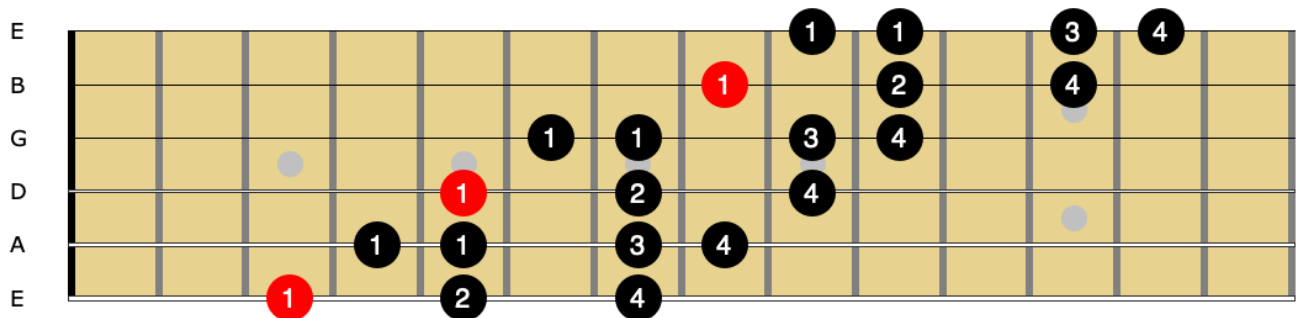


**Diagonal Scales:**

D Lydian Dominant, Diagonal Scale:



G Lydian Dominant, Diagonal Scale:



# Lydian Dominant Scale Exercises:

## Exercise #1: 3 Steps

The first system of Exercise #1 consists of two staves. The top staff is a treble clef staff in 4/4 time, showing the Lydian Dominant scale (F#m7b9) with triplets of eighth notes. The bottom staff is a guitar TAB staff with a 4/4 time signature, showing fret numbers and triplets for each note.

The second system of Exercise #1 consists of two staves. The top staff is a treble clef staff in 4/4 time, showing the Lydian Dominant scale (F#m7b9) with triplets of eighth notes. The bottom staff is a guitar TAB staff with a 4/4 time signature, showing fret numbers and triplets for each note.

The third system of Exercise #1 consists of two staves. The top staff is a treble clef staff in 4/4 time, showing the Lydian Dominant scale (F#m7b9) with triplets of eighth notes. The bottom staff is a guitar TAB staff with a 4/4 time signature, showing fret numbers and triplets for each note.

Exercise #2: 4 Steps

First system of musical notation for Exercise #2. The treble clef staff contains a melodic line with a key signature of one sharp (F#) and a 2/4 time signature. The guitar tablature staff below it shows fret numbers for the strings. The notation is as follows:

Treble Clef Staff:  $\text{C}_4$  (quarter),  $\text{D}_4$  (quarter),  $\text{E}_4$  (quarter),  $\text{F}\sharp_4$  (quarter),  $\text{G}_4$  (quarter),  $\text{A}_4$  (quarter),  $\text{B}_4$  (quarter),  $\text{C}_5$  (quarter),  $\text{B}_4$  (quarter),  $\text{A}_4$  (quarter),  $\text{G}_4$  (quarter),  $\text{F}\sharp_4$  (quarter),  $\text{E}_4$  (quarter),  $\text{D}_4$  (quarter),  $\text{C}_4$  (quarter).

Guitar Tablature Staff:  $10-12$  (string 1),  $9-11$  (string 2),  $12$  (string 3),  $9-11-12$  (string 4),  $9-11-12$  (string 5),  $9-11-12$  (string 6),  $9-10$  (string 1),  $12$  (string 2),  $9-10-12$  (string 3),  $9-10-12$  (string 4),  $9$  (string 5),  $10-12$  (string 6),  $9-11$  (string 1),  $12$  (string 2),  $9-11$  (string 3),  $9$  (string 4).

Second system of musical notation for Exercise #2. The treble clef staff continues the melodic line. The guitar tablature staff shows fret numbers for the strings. The notation is as follows:

Treble Clef Staff:  $\text{D}_4$  (quarter),  $\text{E}_4$  (quarter),  $\text{F}\sharp_4$  (quarter),  $\text{G}_4$  (quarter),  $\text{A}_4$  (quarter),  $\text{B}_4$  (quarter),  $\text{C}_5$  (quarter),  $\text{B}_4$  (quarter),  $\text{A}_4$  (quarter),  $\text{G}_4$  (quarter),  $\text{F}\sharp_4$  (quarter),  $\text{E}_4$  (quarter),  $\text{D}_4$  (quarter),  $\text{C}_4$  (quarter).

Guitar Tablature Staff:  $9-11$  (string 1),  $9-10$  (string 2),  $11$  (string 3),  $9-10-12$  (string 4),  $9-10-12-13$  (string 5),  $10-12-13$  (string 6),  $10$  (string 1),  $12-13$  (string 2),  $10-12$  (string 3),  $14-12-10$  (string 4),  $13$  (string 5),  $12-10$  (string 6),  $13-12$  (string 1),  $10$  (string 2),  $13-12-10$  (string 3).

Third system of musical notation for Exercise #2. The treble clef staff continues the melodic line. The guitar tablature staff shows fret numbers for the strings. The notation is as follows:

Treble Clef Staff:  $\text{D}_4$  (quarter),  $\text{E}_4$  (quarter),  $\text{F}\sharp_4$  (quarter),  $\text{G}_4$  (quarter),  $\text{A}_4$  (quarter),  $\text{B}_4$  (quarter),  $\text{C}_5$  (quarter),  $\text{B}_4$  (quarter),  $\text{A}_4$  (quarter),  $\text{G}_4$  (quarter),  $\text{F}\sharp_4$  (quarter),  $\text{E}_4$  (quarter),  $\text{D}_4$  (quarter),  $\text{C}_4$  (quarter).

Guitar Tablature Staff:  $13-12-10$  (string 1),  $9-12-10-9$  (string 2),  $11$  (string 3),  $10-9$  (string 4),  $11-9$  (string 5),  $11-9$  (string 6),  $12$  (string 1),  $11-9$  (string 2),  $9$  (string 3),  $12-10$  (string 4),  $12-10-9$  (string 5),  $12-10-9$  (string 6),  $10-9$  (string 1),  $12$  (string 2),  $12-11$  (string 3),  $2/4$  (time signature),  $9$  (string 1),  $12-11-9-12-11-9$  (string 2),  $12$  (string 3).

### Exercise #3: Up in 3rds

Musical notation for Exercise #3, first system. It shows a treble clef staff with a key signature of one sharp (F#) and a 4/4 time signature. The melody consists of eighth notes in ascending and descending patterns. Below the staff is a guitar tablature with two lines labeled 'T' and 'B'. The fret numbers are: 10-9-12-11-9, 12-10-9-12-10-9-12-11, 9-9-11-10-9-12-10-13, 12-10-13-12-10-14-12-13.

Musical notation for Exercise #3, second system. It continues the melody from the first system. The tablature fret numbers are: 10-12-13-10-12-9-10-11, 9-9-11-12-9-10-12-9, 10-12-9-11-12-9-11-12.

### Exercise #4: Trippy Triads

Musical notation for Exercise #4, first system. It shows a treble clef staff with a key signature of one sharp (F#) and a 4/4 time signature. The melody consists of eighth notes in ascending and descending patterns, with triplets indicated by a '3' above the notes. Below the staff is a guitar tablature with two lines labeled 'T' and 'B'. The fret numbers are: 10-9-12-12, 11-9-12-10-11-9-12, 12-10-9-12-10-12-11-10, 9-9-12-11-10-13-9-12-10-13-12.

Musical notation for Exercise #4, second system. It continues the melody from the first system. The tablature fret numbers are: 12-10-14-12-13-10-10-12-9-13-10-11, 12-9-10-9-11-12-9-11-12-9, 9-10-12-9-10-9-11-12.

For step by step online jazz guitar courses, visit [www.fretdojo.com](http://www.fretdojo.com)